

Welcome to
Fourth Grade with
Mr. Halderman!!
2024-2025



Fourth Grade Brings Many Changes:

- More students in each class.
- Less individual time with the teacher.
- More independent work time.
- Higher expectations in Reading.
- Switch from “learning to read” to “reading to learn”.
- Greater emphasis on comprehension.
- More nightly homework requiring greater responsibility.



- Fourth grade brings more choice and autonomy.
- Along with this freedom and trust comes greater responsibility for personal choices.
- Students will be held accountable academically and behaviorally for their choices.
- When there are challenges, we will work to help minimize the “growing pains”.



4TH GRADE

- We will challenge students and expect of them their personal best and no less.
- Minimal effort will impact grades.
- Hard work will lead to greater success!



California History

- This year students will learn the story of their home state, unique in American history in terms of its vast and varied geography, its many waves of immigration, its continuous diversity, economic energy, and rapid growth during the Gold Rush.
- We will dive into the mission settlements and learn what affect the Spanish had on Native American tribes.
- With this we will be attending a field trip to one of the missions in Southern California. They will learn so many amazing things first hand. They will also be completing a mission project with a class presentation.



Daily Schedule

Below is a schedule showing how a typical day goes for your child in 4th grade.

7:30: Breakfast served by the gym (*free for all*)

7:40: Gates Open

7:55: First bell, students should head toward lines

8:00 – 8:20: PE: Exercises / Running (20 min)
(*on Tuesdays, P.E. will take place from 12:20 – 1:10*)

8:20 – 9:45: Math (85 min)

9:45 – 10:05 Recess (20 min)

10:05 – 10:55: Language Arts: Writing (50 min)

10:55–11:40: Language Arts: Reading (45 min)

11:40 – 12:20: Lunch (40 min)

12:20- 1:40 Science and Social Studies (80 min)

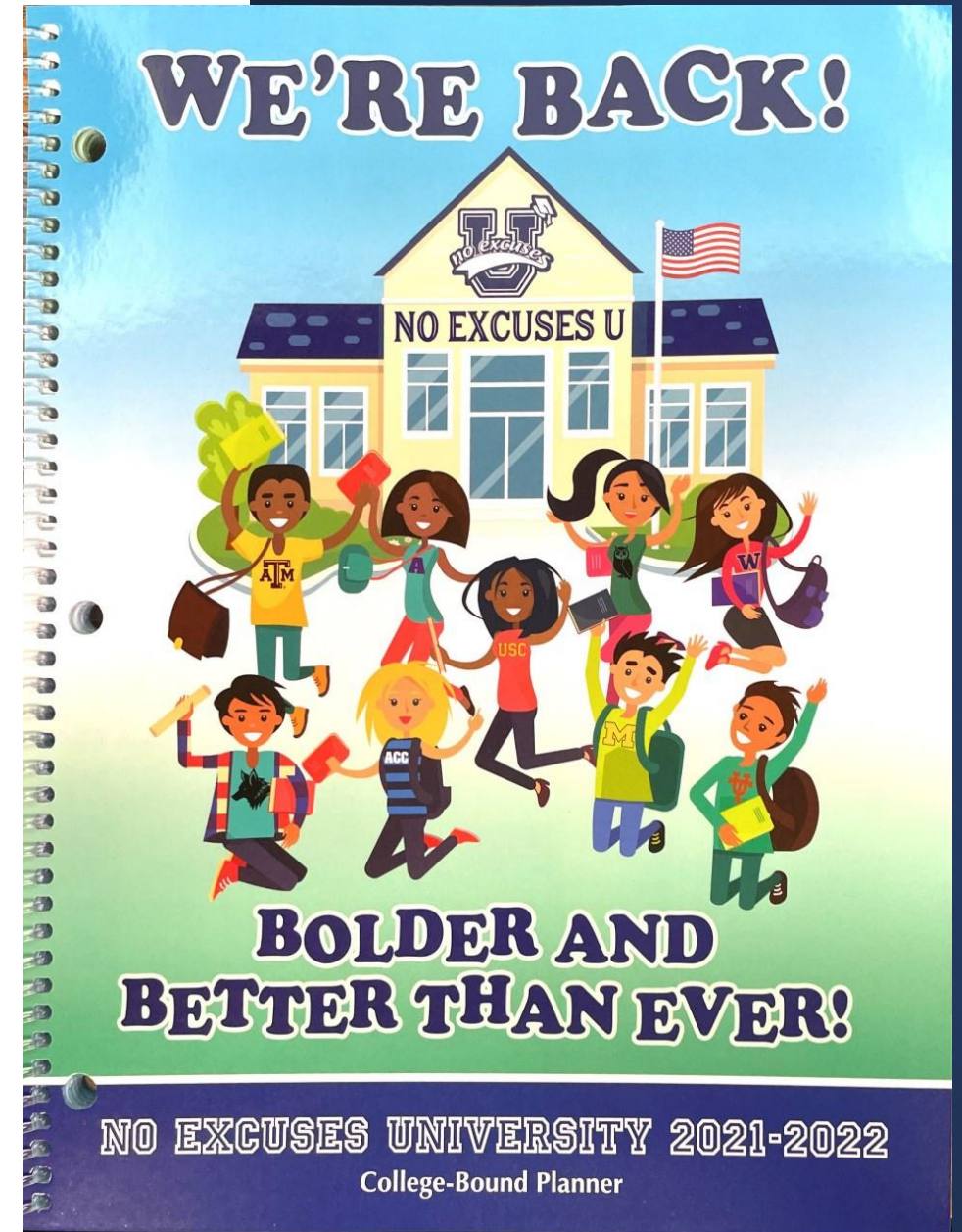
1:40-2:05 Lexia / HW rotation (25 min)

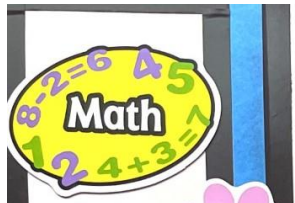


Home-School Communication

The Agenda:

- **Must be brought to school and back home daily.**
- **Is an organizational tool for students** (*i.e. Items that are highlighted should be finished at home. Items that are circled in red are overdue and must be made-up. The teacher's signature or initials in the circle indicates that the item has been turned in.*)
- **Is a communication tool between school and home** (*It shows what students are working on and what needs to be completed at home. It can also be used to communicate upcoming events and write notes back and forth.*)
- **Please ask to see your child's Agenda everyday and sign your "Signature of Support" on the bottom of that day to indicate that you read through it and are aware of work that needs to be completed at home.**
- **If the agenda becomes lost, it must be replaced immediately at your child's expense.**






- Challenge Math • DMR # 28
- Go Math Chapter 1 - 1.3



- DLR • Daily Comprehension
- 6 Trait Writing



Unit 2: Chapter 1



- Reading Log • Math 1.3
- Reading Comprehension
- Spelling-Sentences # 8-14



SEPTEMBER 2021 NEU DAILY PLANNER

	MONDAY 30	TUESDAY 31	WEDNESDAY 1
MATH			• DMR # 28 • Go Math 1.3 • Challenge Math
READING/Writing			• DLR wk 1 • Daily Comp. • 6 Traits writing
SCIENCE			
SOCIAL STUDIES			Unit 2: Lesson 1
OTHER			Reading Log Reading Comp Spelling sentences # 8-14 • Math 1.3
	Signature of Support	Signature of Support	Signature of Support

COLLEGE VOCABULARY:

KIND-NESS

The quality of being kind, considerate, unselfish, and/or helpful.

Synonyms: benevolence, charity, tenderness

COLLEGE-BOUND THINKING:

No act of kindness, no matter how small, is ever wasted.

— Aesop

The Agenda

This should be copied into your child's agenda by subject.

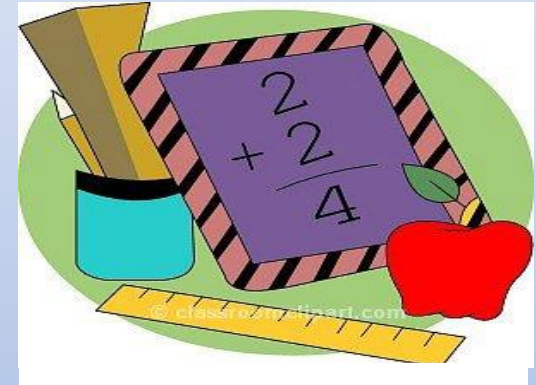
It is the student's responsibility to copy info into agenda correctly.

Any incomplete assignment will be circled in red pen.

Unfinished work not made-up by Thursday will exclude the student from "Fun Friday."

The circle is the reminder. There will be no other reminders except a "missing" in Jupiter Ed once the assignment has been posted.

The teacher's initials and date inside the circle indicates the assignment was turned in and when.



Daily Homework

- Daily homework will be listed on the board and written in student agendas.
- ELA homework will be handed out in class every Monday and due every Friday. You can plan your week around sports, appointments, etc.
- Math homework will be assigned from the student's GoMath workbooks (*black and white pages*) once the lesson is finished. Please check student's agenda to see if math HW has been assigned and make sure it comes back the following day.
- Please sign agenda daily, taking note of any red circles and asking your student about it.

Weekly Language Arts HW for 4th Grade

How to Find the Lexile Level of a Book

Weekly Reading Comp: "Germ-o-rama"
5 pts

Reading Log : Monday, August 23, 2021
10 pts

Reading Log : Tuesday, August 24, 2021
10 pts

Reading Log : Wednesday, August 25, 2021
10 pts



4th Grade Standards - 444444 - Al...
4th Grade Standards - 444444...
2021/2022 School Year

Welcome to FOURTH grade

Math

Language Arts

Science

Social Studies

Weekly Calendar

Important Links

Daily Schedule

Why Can't I Skip My 20 Minutes of Reading Tonight?

Student "A"
reads **20 minutes**
each day

3600 minutes in
a school year

1,800,000 words



Student "B"
reads **5 minutes**
each day

900 minutes in
a school year

282,000 words



Student "C"
reads **1 minute**
each day

180 minutes in
a school year

8,000 words



By the end of 6th grade Student "A" will have read the equivalent of 60 whole school days. Student "B" will have read only 12 whole school days. Which student would you expect to have a better vocabulary? Which student would you expect to be more successful in school... and in life?

Nagy & Herman 1987

Lexile Color Dot System

Black		BR - 99
Red		100-199
Orange		200-299
Blue		300-399
Green		400-499
Yellow		500-599
Br. Red		600-699
Br. Orange		700-799
Br. Green		800-899
Lt. Blue		900-999
Yellow-Green		1000-1500

SRI Lexile - AR Grade Level*

Conversion Chart

Lexile Rating	AR Grade Level		Lexile Rating	AR Grade Level
25	1.1		675	3.9
50	1.1		700	4.1
75	1.2		725	4.3
100	1.2		750	4.5
125	1.3		775	4.7
150	1.3		800	5.0
175	1.4		825	5.2
200	1.5		850	5.5
225	1.6		875	5.8
250	1.6		900	6.0
275	1.7		925	6.4
300	1.8		950	6.7
325	1.9		975	7.0
350	2.0		1000	7.4
375	2.1		1025	7.8
400	2.2		1050	8.2
425	2.3		1075	8.6
450	2.5		1100	9.0
475	2.6		1125	9.5
500	2.7		1150	10.0
525	2.9		1175	10.5
550	3.0		1200	11.0
575	3.2		1225	11.6
600	3.3		1250	12.2
625	3.5		1275	12.8
650	3.7		1300	13.5

Accelerated Reader (AR)

- We have replaced Reading Counts (RC) with Accelerated Reader (AR).
- Reading Counts is being discontinued.
- The entire district uses AR – except for Luiseno – so this makes sense.
- Our 100 RC point goal for the year is now a 30 AR point goal since their point system is about 1/3 of the RC system.
- Students must test on books at their level (one color dot below to one color dot above). AR will restrict their testing to their levels.
- Testing must be done at school.

Accelerated Reader - continued

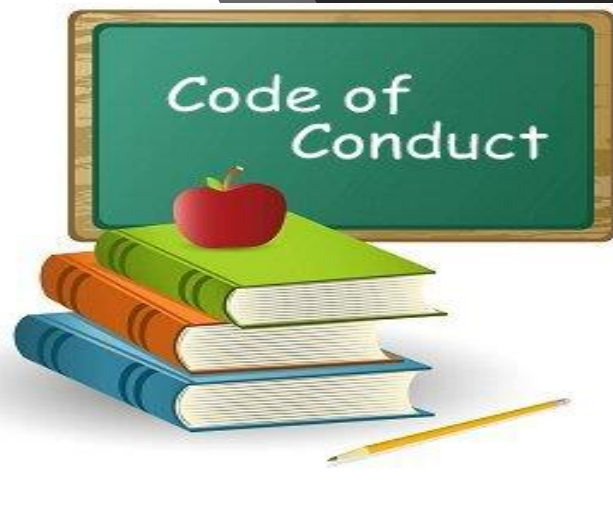
- When looking for a TESTABLE book at the correct level, please follow these steps:
 - Go to www.arbookfind.com/default.aspx
 - Select “Advanced Search” near the top.
 - Put in book title or author.
 - Select the option to “Show Lexile Measure” not the option to “Show ZPD Range/ATOS Book Level”.
 - You can fill in any other fields that might help you find a book.
 - If your book title doesn’t come up, it is not testable.
 - If it comes up, please verify the Lexile level is correct for your student.

Class Conduct

All class and school rules of conduct are based on the following two rules.

Show respect to all people and their property.

Always be prepared to learn.



The box at the bottom of each day will also be used for notes home regarding classroom conduct. If your child has experienced behavior or conduct difficulties during the school day, an “X” will be given for each incident. Please note what the following notations indicate:

X - Warning

XX - Miss Recess/Behavior Report

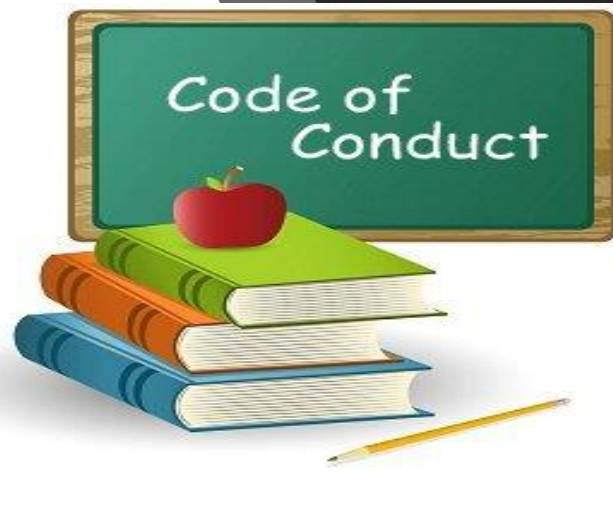
XXX - Note Home/Detention at Office/Essay

S - Severe

School Conduct

Show Your **R.O.A.R.!**

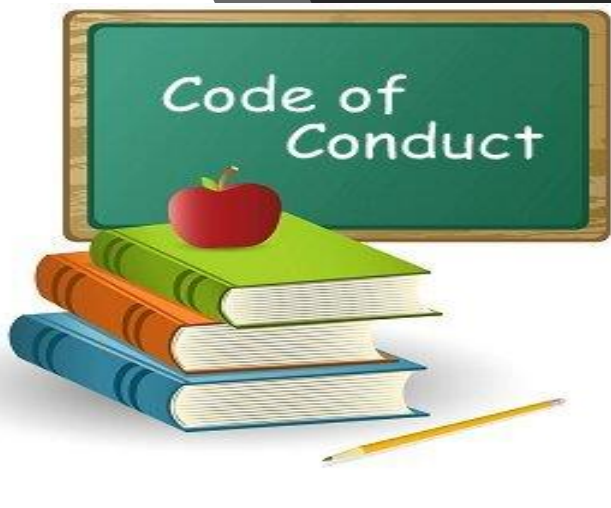
- Our school's Behavior Intervention program is called ROAR.
- We are focusing on Respect, Organization, Attitude, and Responsibility.
- We spend time in class discussing what these attributes look like in class, on the playground, and around our school.
- ROAR will be the focus for expected behavior and consequences
- We will be working on 16 Social Skills that are part of our NEU (*No Excuses University*) program.



School Conduct (Continued)

Those students “caught” being good will be recognized with:

- High-fives & thumbs-up
- Specific praise
- Positive notes and communication home.
- Weekly ROAR recess.
- Random ROAR calls.
- All Star Club at the end of the semester.



Since we generally check the box for your signature on a daily basis, we invite you to use it to write us notes/messages, and we may do the same.

Absences/Tardies/Early Dismissal

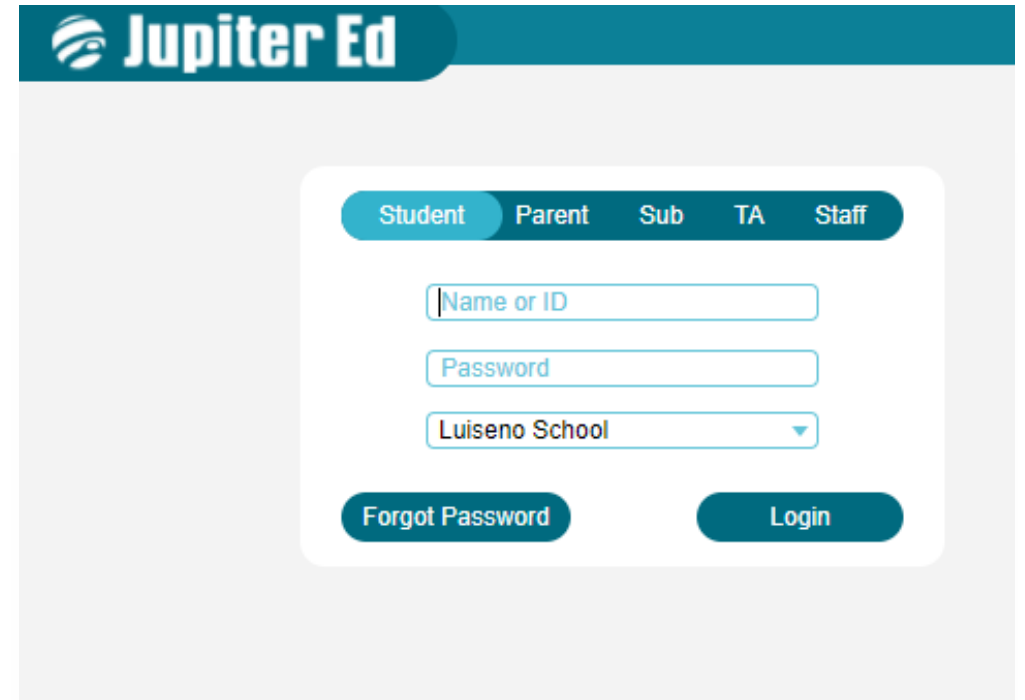


[This Photo](#) by Unknown Author is licensed under [CC BY-ND](#)

- All class work and homework missed due to absence must be made up.
- Students will have 2 days for each day of an EXCUSED absence to make up missing work.
- This work will be circled in red in their agenda.
- Missing assignments for any other reason must be turned in by the following Monday if any credit is to be given.
- Clean Sweep Monday
- In Jupiter Ed assignments that can still be made up will have an “M” in the grade column.
- Once a “TL”, for Too Late, is in the grade column, the assignment may not be accepted.

Jupiter Ed

Our on-line grade book is called Jupiter Ed and you should have already received your log-in information. First you will go to the log in page:



The screenshot shows the Jupiter Ed login interface. At the top, there is a teal header with the Jupiter Ed logo and name. Below the header, there is a navigation bar with five buttons: Student, Parent, Sub, TA, and Staff. The Student button is currently selected. Below the navigation bar, there are three input fields: a text box for 'Name or ID', a text box for 'Password', and a dropdown menu for 'Luiseno School'. At the bottom of the form, there are two buttons: 'Forgot Password' and 'Login'.

Jupiter Ed

You will then see your child's overall grades. You need to click on the subject to open it up to see all the individual assignments.

The screenshot displays the Jupiter Ed parent portal interface. At the top, the header shows "Luiseno School 2023-24" and a dropdown menu for "1st Semester". The left sidebar contains a navigation menu with the following items: To Do, Messages (selected), My Files, General (4th Grade), LS 4th Grade Math, LS 4th Grade Reading, LS 4th Grade Writing/L..., LS 4th Grade PE, LS 4th Grade Social St..., LS 4th Grade Science, Visual and Performing ..., Behavior, Calendar, Materials, Report Card, Attendance, and Behavior Log. The main content area is titled "Messages" and lists four subject categories with their respective overall grades and assignment counts:

- General (4th Grade)**: 86.3% 3. Assignment: Writing Assessment ("My Summer" Essay).
- LS 4th Grade Math**: 86.3% 3. Assignments: Daily Math Review (Week 1) *done & corrected*, 100 Multiplication Facts Test, "Read and Write Numbers" (pp. 12A & 12B).
- LS 4th Grade Reading**: 100.0% 4. Assignment: Reading Journal.
- LS 4th Grade Writing/Lang**: 80.5% 3-. Assignments: D.L.R. (Week 1) *not fully corrected*, Spelling Contract (Unit 1, Week 1), Spelling Test (Unit 1, Week 1).
- LS 4th Grade PE**: 70.0% 2. Assignment: Laps.

Expanded View

Once the subject is expanded you will see individual assignments, grades, and if the assignment is missing or it is Too Late for the assignment to be turned in.

Luiseno School 2023-24 ▾

1st Semester	4	100.0%	20 / 20	rank #1 of 25
Homework	4	100.0%	10 / 10	50.0% of grade
Classwork	4	100.0%	10 / 10	50.0% of grade
Practice Tests	—			
Tests	—			

Due	Assignment	Score	Worth	Category
●	8/22 "Read and Write Numbers" (pp. 12A & 12B)	/ 10	× 10	Homework
✓	8/18 100 Multiplication Facts Test	100 / 100 100%	4 × 5	Classwork
✓	8/18 Daily Math Review (Week 1)	<i>done & corrected</i> / 5 *100%	4 × 5	Classwork
✓	8/17 "Model Place Value Relationship" (pp. 8A & 8B)	<i>done & corrected</i> / 10 *100%	4 × 10	Homework
✓	8/16 100 Subtraction Facts Test	100 / 100 100%	4 × 0	Classwork
✓	8/14 100 Addition Facts Test	97 / 100 97%	4- × 0	Classwork
✓	8/11 100 Division Facts Test	98 / 100 98%	4- × 0	Classwork
✓	8/10 100 Multiplication Facts Test	94 / 100 94%	3+ × 0	Classwork

4	LS 4th Grade Math
	Solves multi-step word problems using all four operations, generates and analyzes patterns; finds factors and multiples from 1-100
	Uses place value strategies; compares, rounds, adds, subtracts, multiplies, and divides
	Uses models to compare, add/subtract fractions; compares and represents fractions as decimals.
	Solves problems involving distance, time, mass, conversions, money, area, and perimeter; displays fractions on a line plot; understands and measures angles.
	Draws and identifies lines and angles; classifies shapes by their properties.
	Engages and perseveres in problem solving, reasoning, and communication

Calendar View

Luiseno School 2023-24 ▾

To Do



Due Dates



Announcements

Last Week ▾

Sunday

13

Monday

14

L \$ 4th Grade Math
100 Addition Facts Test (87/100)

Tuesday

15

L \$ 4th Grade PE
Laps (3/5)

Wednesday

16

L \$ 4th Grade Math
100 Subtraction Facts Test (63/100)

Thursday

17

General (4th Grade)
Writing Assessment ("My Summer" Essay)
(3)

L \$ 4th Grade Math
"Model Place Value Relationship" (pp. 8A & 8B) done & corrected

L \$ 4th Grade PE
Laps (4/5)

Friday

18

L \$ 4th Grade Math
100 Multiplication Facts Test (45/100)
Daily Math Review (Week 1) done & corrected

L \$ 4th Grade Reading
Reading Journal (4/4)

L \$ 4th Grade Writing/Lang
D.L.R. (Week 1) not fully corrected
D.L.R. Quiz (Week 1) (3/10)
Unit 1, Lesson 1 Vocabulary Quiz (10/11)
Spelling Contract (Unit 1, Week 1)
Spelling Test (Unit 1, Week 1) (19/20)

L \$ 4th Grade PE
Laps (3/5)

Behavior
Desk Checks (Week of 8/14 - 8/18) (15/15)
Participation (Week of 8/14 - 8/18) (5/5)

Saturday

19

20

21

General (4th Grade)
"All About Me" Poster Presentation

22

L \$ 4th Grade Math
"Read and Write Numbers" (pp. 12A & 12B)

23

24

25

Behavior
Following Directions (Week of 8/21 - 8/25)
(15/15)

26

Report Cards

This standards-based report card gives you current information about your child's grades as they would appear on the Report Card. These grades are live and usually updated daily.

	S1	S2
LS 4th Grade Homeroom	97 3	110 4
LS 4th Grade Writing/Lang	96 3	92 3+
Writes with clear organization and focus for different genre (opinion, informative, explanatory, narrative)	107 4-	83 3-
Writes, revises, and edits work appropriate to task, purpose, and audience; conducts research	78 2+	91 3+
Language Structure: Writes and speaks with proper grammar; writes with proper capitalization, punctuation, & spelling	94 3	94 3+
Analyzes and uses grade level academic vocabulary using context, roots, and resources	96 3	85 3-
Penmanship		95 3+
LS 4th Grade Math	90 3	85 3-
Solves multi-step word problems using all four operations, generates and analyzes patterns; finds factors and multiples from 1-100	86 3-	92 3+
Uses place value strategies; compares, rounds, adds, subtracts, multiplies, and divides	90 3	
Uses models to compare, add/subtract fractions; compares and represents fractions as decimals.		83 3-
Solves problems involving distance, time, mass, conversions, money, area, and perimeter; displays fractions on a line plot; understands and measures angles.		87 3
Draws and identifies lines and angles; classifies shapes by their properties.		78 2+
Engages and perseveres in problem solving, reasoning, and communication	97 3	81 3-

	S1	S2	All
Attendance			
Absent days	0	0	0
Tardy periods	0	0	0
Grade Key			
4 = Exceeds Standard ("Deep Understanding")			
3 = Standard Met			
2 = Standard Not Met ("Partial Understanding")			
1 = Well Below Standard ("Limited or No Understanding")			
X			

LS 4th Grade Social Studies	96 3	84 3-
Historical, Cultural, Geographic, Civics/ Government, and Economic Literacy by applying historical and social science analysis skills	96 3	84 3-
LS 4th Grade Science	95 3	82 3-
Investigation and Experimentation of Physical, Life, and Earth sciences	95 3	82 3-
LS 4th Grade PE	104 4-	102 4-
Visual and Performing Arts	101 3+	85 3-
Behavior	92 3	92 3+
4 Language Arts Reading	86 3-	90 3
Foundational Skills: Knows and applies grade-level phonics, word analysis, and fluency skills to support reading comprehension	85 3-	90 3
Literature: Uses textual evidence and features to read and analyze literary text	73 2	85 3-
Informational Text: Uses textual evidence and	81 3-	85 3-

Standards-Based Grading Scores

In 4th grade, our report cards continue to be standards based with a rubric from 1 to 4. The meaning of the 1 to 4 is as follows:

1: Limited Understanding

2: Partial Understanding

3: Standard Met

4: Deep Understanding

An "X" on the report card indicates the standard has not yet been introduced for the school year.

In order to make Jupiter Ed grades the easiest to understand, we are going to use percentages to make it perfectly clear how your student performed on any assignment or assessment. We will also occasionally use "+" and "-" to give a little more clarity on the 1 to 4 scores. For example, a "2+" would be a high "2" approaching a "3".

Jupiter Ed

Below is how percentages will be converted to the required 1 to 4 scores on the report cards. Please note +’s and –’s may appear in Jupiter Ed but are not allowed on report cards ☹️:

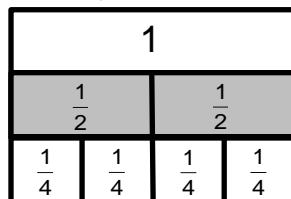
Grade Conversions

95 - 100%	= 4
90 - 94%	= 4-
85 - 89%	= 3+
80 - 84%	= 3
75 - 79%	= 3-
70 - 74%	= 2+
65 - 69%	= 2
60 - 64%	= 2-
50 - 60%	= 1+
40 - 49%	= 1
0 - 39%	= 1-

Fractions

Grade 4 students use visual fraction models to see how size of parts differ even though two fractions are the same size.

Model equivalent fractions

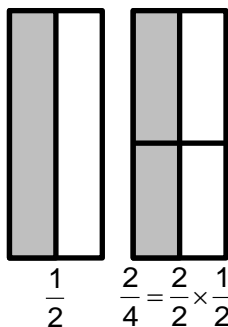


Write equivalent fractions

$$\frac{1}{2} = \frac{2}{4}$$

Relate equivalent fractions

The area models below show fractions equivalent to $\frac{1}{2}$.



When a horizontal line is drawn through the center of the first model to obtain the second, students see that the number of equal parts are doubled yet the parts are smaller. They see that fourths are smaller than halves.

Common Core Mathematics



Lake Elsinore Unified School District
Luiseno School
13500 Mountain Rd,
Corona, CA 92883

What it is!

What it is not!

Building conceptual understanding with manipulatives.

~~Teaching the steps, algorithm, without conceptual understanding.~~

Math Talk – Expecting children to explain their thinking to why the answer is correct and how they arrived at the answer.

~~Silence – Accepting the “number” as the correct answer and moving on without explanations.~~

Understanding there are multiple strategies to arrive at a solution and attempting to solve a problem in more than one way.

~~Thinking there is only one method to finding a solution to a problem.~~

Children applying their mathematical understandings to new situations in order to solve a problem.

~~Children unable to transfer and/or apply their understanding of mathematical concepts to new problems to find a solution.~~

Math Tools and Strategies Your Child Will Use in Grade 4



This brochure illustrates mathematical strategies students will be learning throughout the school year.

Dawn Hernandez
Principal at Luiseno

Created by the 4th grade team

Adapted from LBUSD Math Office

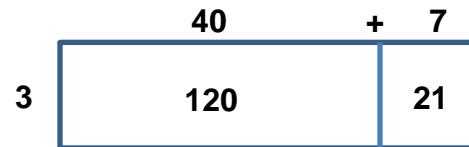
Using the Area Model With Multiplication

Grade 4 students extend multiplication and division to include whole numbers greater than 100.

The standards call for students to use visual representations. This helps students make connections between drawings and written numerical work.

Students need practice drawing rectangles. The product found is the total area of the rectangle.

Step 1: Draw a model to show $3 \times 47 = 141$



Step 2: Add to find the product/area for the whole model.
 $120 + 21 = 141$

Step 3: Write the equation using the Distributive Property.

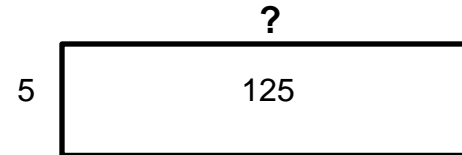
$$\begin{aligned} 3 \times 47 &= 3 \times (40 + 7) \\ 3 \times 40 + 3 \times 7 & \\ 120 + 21 & \\ 141 & \end{aligned}$$

Using the Area Model With Division

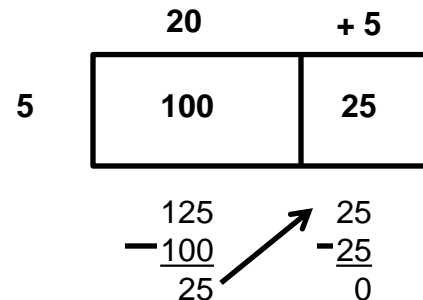
The area model can also be used with division.

$$125 \div 5 = ?$$

Step 1: Draw a rectangle with side unknown.



Step 2: "Multiply up" to find partial quotients.



Step 3: Then add the partial quotients to find the quotient.

$$\begin{array}{r} 5 \overline{)125} \\ \underline{-100} \\ 25 \\ \underline{-25} \\ 0 \end{array}$$


Division The Distributive Property

Students use distributive property to break apart numbers to make them easier to divide

$$96 \div 8$$

Step 1:

Draw a quick picture to show 96.



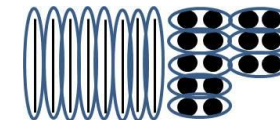
Step 2:

Think about how to break apart 96 into two numbers that are both divisible by 8. You know 8 tens $(80) \div 8 = 10$, so use $96 = 80 + 16$. Draw a quick picture to show 8 tens and 16 ones.



Step 3:

Circle 8 tens to show $80 \div 8$ and circle 16 ones to show $16 \div 8$.



The drawing shows the use of the Distributive Property.

$$\begin{aligned} 96 \div 8 &= (80 \div 8) + (16 \div 8) \\ &= 10 + 2 \\ &= 12 \end{aligned}$$

Dress Expectations



- Follow the school dress code!
- Dress policies are outlined in the beginning of your child's Agenda.
- Flip flops or sandals are NOT to be worn at any time.
- Students must wear athletic shoes or sneakers to school for PE and recess.
- Excused only with a note from a parent or doctor.
- Students may bring a change of shoes if they desire.
- Any child excused from daily exercises for any reason will not take part in other physical activities for that day, including recess, lunch play, and all outdoor PE games.

Birthdays



- Birthdays are always a joy to celebrate. The district policy, following state guidelines, is that candy or sweets are minimized in the classroom - aside from classroom parties celebrating the usual holidays.
- For holiday celebrations it is requested that healthy food choices are made available to the students.
- For birthday celebrations it is suggested that you send pencils, erasers, or other non-food presents for your child to give out to the class if desired

Conferencing

- You may request a conference at any time.
- Your emails, written communications in agendas, and calls are important to us, and we will respond to them within 24 hours..

I can be reached at the following email:

Tom.Halderman@leusd.k12.ca.us